

Practice Name _____ Acct # _____

Patient Name _____ Date _____

Previous Modality _____

Patient Information _____

Ideal UltraHealth Fit: 100 μ above the apex of the cornea.

Ideal UltraHealth FC Fit: 50 μ above the apex of the cornea.

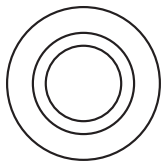
Vault & Power Charts

UltraHealth		UltraHealth FC	
Vault (μ)	Rx (D)	Vault (μ)	Rx (D)
50	Plano	55	Plano
100	-2.00	105	-1.00
150	-4.00	155	-1.50
200	-6.50	205	-2.50
250	-9.00	255	-3.50
300	-6.50	305	-4.00
350	-8.00	355	-5.00
400	-9.00	405	-6.00
450	-10.50	455	-7.00
500	-12.00	505	-8.00
550	-14.00		

NOTE: Power Charts vary from UltraHealth and UltraHealth FC.

1st Trial:

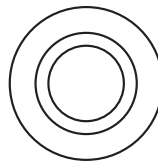
OD



Vault _____ Skirt _____

Notes _____

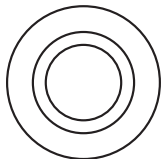
OS



Vault _____ Skirt _____

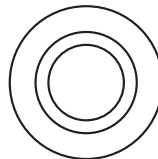
Notes _____

2nd Trial:



Vault _____ Skirt _____

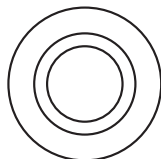
Notes _____



Vault _____ Skirt _____

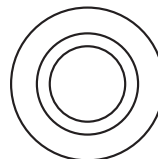
Notes _____

3rd Trial:



Vault _____ Skirt _____

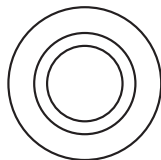
Notes _____



Vault _____ Skirt _____

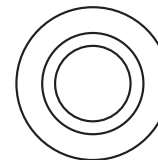
Notes _____

4th Trial:



Vault _____ Skirt _____

Notes _____



Vault _____ Skirt _____

Notes _____

Lens Power OD

Lens Power OS

RxDx _____

RxDx _____

OR _____

OR _____

Lens Rx _____

Lens Rx _____

Parameters Ordered OD

Parameters Ordered OS

UltraHealth UltraHealth FC

UltraHealth UltraHealth FC

Vault _____

Vault _____

Skirt _____

Skirt _____

Power _____

Power _____